


CERTIFICATE OF ELECTION

We, the Board of Canvassers for Farmington City, Davis County, State of Utah, do hereby certify that Scott Isaacson, Roger Child and Amy Shumway were duly elected to the office of City Council in the municipal general election held for Farmington City on November 21, 2023, as appears on the official canvassed returns of said election as filed, and of record in the office of the City Recorder of Farmington City located at 160 S Main, Farmington, UT, 84025. Telephone 801-939-9206. A copy can also be located on Farmington City's website www.farmington.utah.gov and the Utah Public Notice website www.utah.gov/pmn


BOARD OF CANVASSERS:




Brett Anderson




Scott Isaacson




Amy Shumway



Alex Leeman



Melissa Layton



Roger Child

IN WITNESS WHEREOF, I have hereunto set my hand and caused to be affixed my official seal this 6th day of December 2023



DeAnn Carlile
City Recorder/Farmington City Election Official

STATISTICS

	TOTAL
Registered Voters - Total	13,867
Ballots Cast - Total	5,105
Voter Turnout - Total	36.81%

Farmington City Council

Vote For 3

	TOTAL
AMY SHUMWAY	3,448
SCOTT ISAACSON	3,013
ROGER CHILD	2,478
REBECCA WAYMENT	2,180
LAVERNE SCHRAEDEL	723
RACHEL STUKER	702

<div>Municipal General Election</div> <div>November 21, 2023</div> <div>Summary of By-Mail and</div> <div>Provisional Ballots</div> <div>Not Counted</div>	Total ballots not counted	Already Voted	Fleeing Voter	No Proof of Identiy	No Proof of Residency	Moved from County	Signed by someone other than voter	Deceased	Past Election	No Signature	Signature did not match	Empty Evnelope	Not Timely
Farmington By-Mail	58			2						2	18		36
Farmington Provisional	0												
Total of Ballots Not Counted	58	0	0	2	0	0	0	0	0	2	18	0	36

Statistics								Farmington City Council					
PRECINCT	REGISTERED VOTERS	BALLOTS CAST	Voter Turnout	Early Vote	Election Day	By Mail	Provisional	Vote for up to Three					
								SCOTT ISAACSON	REBECCA WAYMENT	ROGER CHILD	RACHEL STUKER	AMY SHUMWAY	LAVERNE SCHRAEDEL
FA01:IBC-	580	223	38.45%	0	4	219	0	134	104	101	36	158	32
FA01:UBC-	2	2	100%	0	0	2	0	0	0	0	0	0	0
FA02:IBC-	679	255	37.56%	0	1	254	0	169	95	117	46	195	23
FA03:I-C-	24	4	16.67%	0	0	4	0	4	0	3	0	3	1
FA03:IBC-	586	242	41.30%	0	2	240	0	156	89	133	28	174	30
FA04:IBC-	648	285	43.98%	0	2	283	0	173	83	125	19	221	49
FA05:IBC-	567	215	37.92%	0	4	211	0	129	99	99	35	145	32
FA06:IBC-	721	308	42.72%	0	4	304	0	195	108	161	74	208	43
FA07:I-C-	646	186	28.79%	0	5	181	0	106	84	47	23	129	48
FA08:IBC-	768	205	26.69%	0	3	202	0	114	103	66	30	145	38
FA09:IBC-	458	151	32.97%	0	2	149	0	85	50	61	20	118	21
FA10:I-C-	569	121	21.27%	0	3	118	0	58	39	49	20	79	18
FA11:I-C-	720	224	31.11%	1	1	222	0	106	88	72	30	172	35
FA12:I-C-	688	189	27.47%	0	6	183	0	126	76	87	15	150	29
FA12:U-C-	2	0	0%	0	0	0	0	0	0	0	0	0	0
FA13:I-C-	592	214	36.15%	0	5	209	0	157	88	95	33	143	34
FA14:I-C-	649	216	33.28%	0	2	214	0	163	62	117	33	138	22
FA14:U-C-	0	0	0%	0	0	0	0	0	0	0	0	0	0
FA15:I-C-	475	167	35.16%	0	1	166	0	95	95	81	26	118	21
FA16:IBC-	610	277	45.41%	0	2	274	1	151	128	188	40	167	32
FA17:IBC-	648	259	39.97%	0	5	254	0	156	113	187	21	145	28
FA18:IBC-	640	315	49.22%	0	9	305	1	194	124	212	40	186	49
FA19:IBC-	474	188	39.66%	0	5	183	0	105	94	101	16	138	23
FA20:IBC-	497	224	45.07%	0	2	221	1	103	126	101	27	122	29
FA21:IBC-	578	230	39.79%	0	0	230	0	108	130	94	33	145	35
FA22:IBC-	433	142	32.79%	0	3	139	0	74	73	61	29	83	18
FA23:IBC-	617	265	42.95%	0	10	255	0	152	129	120	28	166	33
FA24:U-C-	15	6	40%	0	0	6	0	0	0	0	0	0	0
FA24:UBC-	0	0	0%	0	0	0	0	0	0	0	0	0	0
FA25:U-C-	0	0	0%	0	0	0	0	0	0	0	0	0	0
FA25:UBCA	0	0	0%	0	0	0	0	0	0	0	0	0	0
FA25:UBCB	0	0	0%	0	0	0	0	0	0	0	0	0	0
FA25:UBCC	0	0	0%	0	0	0	0	0	0	0	0	0	0
FA25:UBCD	0	0	0%	0	0	0	0	0	0	0	0	0	0
TOTAL	13886	5113	30.68%	1	81	5028	3	3013	2180	2478	702	3448	723



Davis County Pre-Election Test and Audit Report

Election: 2023 General

Pre-Election Test Summary

1. Number of paper ballots processed on DS450: 6,456
2. Number of paper ballots processed on DS200: 20
3. Number of Express Vote Ballots Processed: 25
4. Were all contests included in the test? Yes
5. Did all equipment accurately detect over votes? Yes
6. Did all equipment accurately detect under votes? Yes
7. Did the results match the expected results of the test? Yes

Notes:

Firmware Validation

Hardware	Certified Firmware Version	Current Firmware Version
Electionware PC	6.3.0.0	<u>6.3.0.0</u>
DS450	4.2.0.0	<u>4.2.0.0</u>
DS200	3.0.0.0	<u>3.0.0.0</u>
ExpressVote	4.2.1.0	<u>4.2.1.0</u>

Were there any differences between the certified firmware version and the current firmware version? ☒ Yes ☐ No

Certification

I certify that I was present and or participated in the Pre-Election Test and Audit and that the information included in this certification is accurate.

County Clerk: [Signature]

Board of Canvass Representative: [Signature]



Davis County Post-Election Auditors Certification Report

Election: General Election 2023

I certify that proper legal public notice was given for the Post-Election Audit. This audit was conducted at 61 South Main Street, Farmington, Utah 84025 on the 1st day of December, 2023; all laws, policies and procedures were followed as currently constituted; and that the following information is true and correct.

Signature of County Clerk: *[Signature]* Date: 12-1-23

We the undersigned election auditors certify that we were present during and participated in this post-election audit. We certify that we reviewed the original paper ballots, associated electronic images and tabulation of all ballots identified for audit, we confirmed that the electronic count matched the original marks made by the voter, and that all electronic tabulations accurately reflected the intent of the voter as marked on each ballot and that if any differences were identified, they have been listed on the Audit Summary Report.

As an appointed election auditor, I certify that I attended the Post-Election Audit and verified the information listed above to be accurate.

Signature of Election Auditor *[Signature]*

Signature of Election Auditor *[Signature]*

Signature of Election Auditor *[Signature]*

Signature of Election Auditor *[Signature]*

Signature of Election Auditor _____

Signature of Election Auditor _____

Signature of Election Auditor _____

Signature of Election Auditor _____

Signature of Election Auditor _____



Canvass - Audit Certification Report

County: Davis

Election: 2023 General

Paper Ballot Audit Summary

1. Number of paper ballots processed: 56050
2. Number of ballots audited: 668
3. List the contests on the ballot that were audited:

All Contests

Were there any differences between the tabulation software and the votes marked on the paper ballots?

Yes ☒ No (*If YES, please attach an explanation of any inconsistencies)

DRE Machine Audit Summary (complete only if applicable)

1. Number of voting machines used in the election: _____
2. Number of polling places used for the election: _____
3. Number of voting machines audited: _____
4. Were tamper-evident seals affixed to all journal tape canisters? Yes ☐ No
(*If no, please attach copies of the journal tape logs for the applicable canisters)
5. Did all machine serial numbers match when the canisters were installed and removed? Yes ☐ No
(*If no, please attach copies of the journal tape logs for the applicable canisters)
6. Did any tape seals on the journal tape canisters show evidence of tampering? Yes ☐ No
(*If yes, please attach copies of the logs for the applicable canisters)
7. Were there any differences between the machine results and hand-counted results for any audited machine? Yes ☐ No (*If yes, please attach copies of the hand count logs for the applicable canisters)

Signature Affidavit Audit Summary

Total number of signature affidavits audited: 552

Did the signature audit reveal any inconsistencies between a signature's initial verification and the audit?
Yes ☒ No (*If YES, please attach an explanation of any inconsistencies)

Clerk Certification – to be completed before the canvass

☒ Yes ☐ No I certify that I have reviewed the number of vote histories recorded in VISTA and they closely match the number of ballots cast in my county during this election.

Number of ballots counted: 56,050

Number of vote histories: 56,050

Difference: 0

Explain any differences:

☒ Yes ☐ No I certify that I have properly maintained the voter list in accordance with state and federal laws (20A-3a-404(2)).

☒ Yes ☐ No I complied with the requirements of the software validation rule R623-7: "before using any voting equipment, and before each election, the election officer shall verify that the firmware version on any voting equipment matches the firmware version that is certified by the EAC."

County Clerk Signature: 

Date: 12-5-23

Ballot Reconciliations General 2023										
	Time and Date (ctrl+alt+shift+semicolon)	11/7/2023	11/8/2023	11/9/2023	11/13/202	11/16/202	11/20/202	11/21/202	11/22/202	12/5/2023
Total Voters and Undeliverables	Active Registered Voters as of Registration Deadline	182670								
	Ballots Returned Undeliverable	2508								
Ballots Received From Voters	Mail/Absentee/UOCAVA	15354	21534	28031	31206	39080	42420	50110	55778	55944
	Early Voting					3	5	5	5	5
	Election Day							851	878	878
	Total Ballots Received From Voter for Processing	15354	21534	28031	31206	39083	42425	50966	56661	56827
Ballots Counted	Mail Ballots	15241	17686	21367	30945	38794	42119	49772	54995	55170
	Early Voting (Regular)							5	5	5
	Early Voting (Curbside)									
	Early Voting (Provisional)									
	Election Day Polls (Regular)							851	848	848
	Election Day Polls (Curbside)									
	Election Day Polls (Provisional)							3	27	
	Total Ballots Counted or Processed	15241	17686	21367	30945	38794	42119	50628	55851	56050
Ballots Rejected and Resolved	By Mail Ballots Initially Rejected	226	325	441	495	622	673	773	1277	1413
	Provisional Ballots Initially Rejected								30	30
	By Mail Ballots Resolved	120	159	204	234	336	373	436	494	639
	Provisional Ballot Resolved								27	27
	By Mail Ballots Not Resolved	106	167	237	261	286	300	337	783	774
	Provisional Ballots Not Resolved								3	3
Reconciliation	Voters with Credit for Voting in VISTA	15248	21367	27794	30945	38797	42125	50626	55875	56050
	Ballots with Vote History in VISTA but not Counted	7	3681	6427		3	6	1	24	
	Ballots not processed									
	Reconciliation of Ballots Counted to Vote History	Balanced	Balanced	Balanced	Balanced	Balanced	Balanced	3	Balanced	Balanced
	Reconciliation of Ballots Recieved/Counted/Rejected	Balanced	Balanced	Balanced	Balanced	Balanced	Balanced	Balanced	Balanced	Balanced
								Vote History from polling locations does not match number of ballots cast. 3 more ballots counted than vote histories,3 are unflagged provisionals from Clinton Rec. All qualified to be counted, when histories are updated, totals will be balanced		
	Notes									

Davis Canvass Statistics		
General Election - November 21, 2023		
Section 1 Ballot Statistics		
1A	30.68%	Voter Turnout
1B	182670	Active voters (as of voter registration deadline)
1C	55131	Number of Counted Ballots (Mail or Drop Box)
1D	853	Number of counted ballots (In-person)
1E	39	Number of ballots that were returned electronically (UOCAVA/disability)
1F	27	Number of counted ballots (Provisional)
1G	56050	Total number of ballots counted
1H	Yes	Does total ballots counted match the number of voters given vote history in VISTA?
1I		If no, what is the difference
1L	Explain:	
Section 2: Challenged and Uncounted Ballot Statistics		
2A	220	Number of envelopes with a signature that does not match the voter's signature
2B	33	Number of unsigned envelopes
2C	20	Number of challenged ballots for other curable reasons
2D	912	Total number of curable ballots that were challenged (cured and not cured combined)
2E	273	Total number of curable that were not cured
2F	29.93%	Percentage of curable ballots that were not cured
2G	7	Total number of ballots where the voter submitted a disability affidavit*
Section 3: Rejected ballot statistics (ballots that cannot be cured)		
3A	487	Number of ballots that were returned after the postmark deadline
3B	14	Number of ballots rejected for other non-curable reasons
3C	501	Total number of rejected that were not curable
3D	1.35%	Percentage of ballots that were returned as undeliverable (% of ballots sent)
Section 4: Provisional ballot statistics		
4A	30	Number of provisional ballots issued
4B	27	Number of provisional ballots counted
4C	3	Total Number of provisional ballots not counted
4D	1	Already Voted
4E	2	Insufficient ID
4F	0	Unsigned
4G	0	Incomplete Form
4H	0	Other
4I	90.00%	Percentage of provisionals that were counted
4J	17	Number of provisional ballots that are same-day registration
Section 5: County Clerk Certification		
Brian McKenzie I certify that the information contained in this report is true and accurate.		
Davis County		